



**Surface Mount Schottky Bridge Rectifiers**  
**Reverse Voltage 20 to 100 Volts, Forward Current 1.0 Ampere**

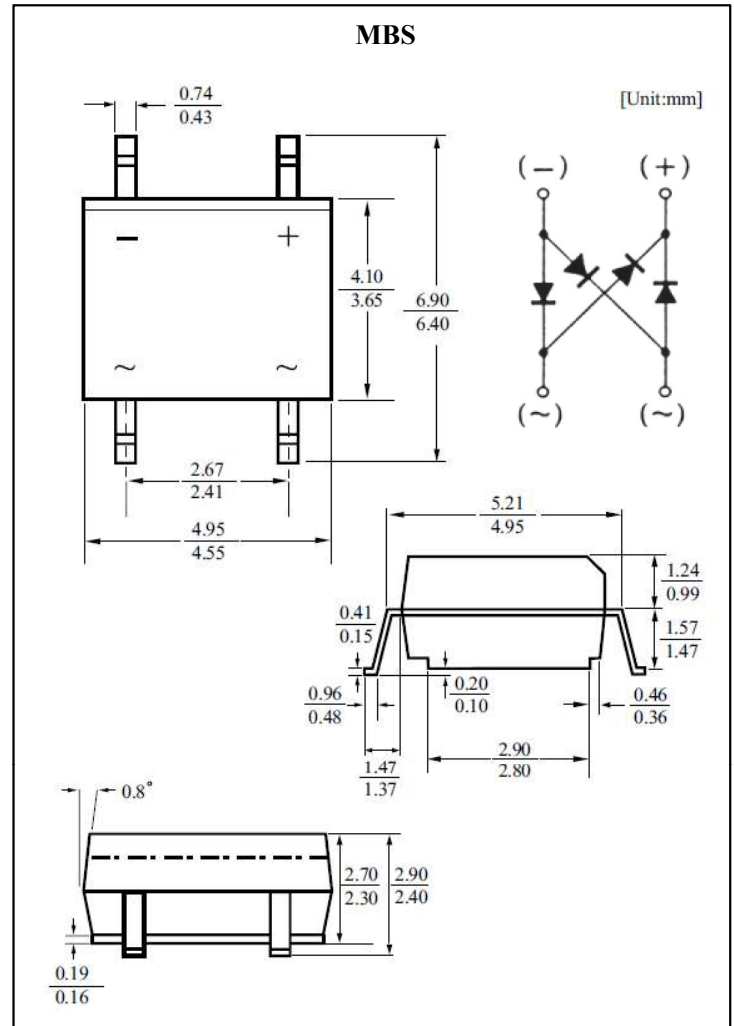
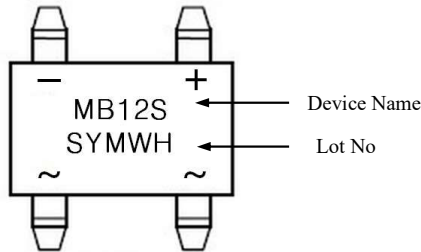
**Features**

- Plastic package has UL Flammability Classification 94V-0
- Save space on printed circuit boards
- Low forward voltage drop
- High temperature soldering guaranteed  
: 260°C /10 seconds at 5 lbs. (2.3kg) tension

**Mechanical Data**

- Case : Molded plastic body over passivated junctions
- Terminals : Solderable per MIL-STD-750, Method 2026
- Polarity : Polarity symbols marked on body
- Mounting Position : Any
- Weight : 0.22 gram (Approx.)

**Marking**



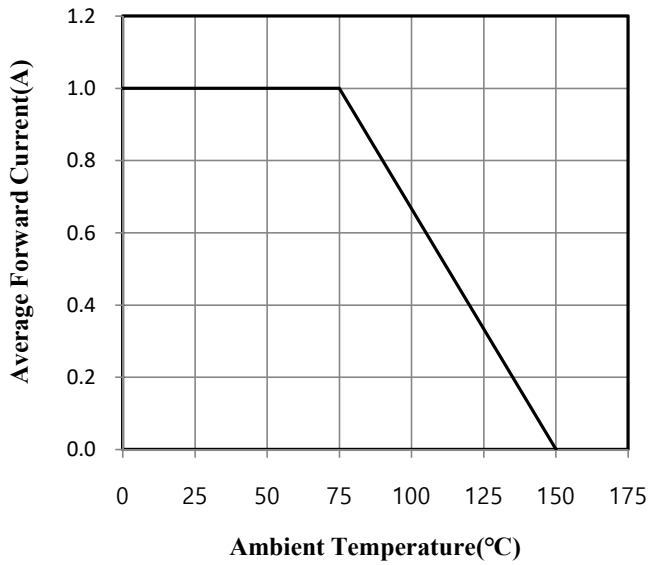
**Maximum Ratings & Electrical Characteristics (If not specified Ta =25°C)**

Parameter	Symbol	MB12S	MB14S	MB16S	MB18S	MB110S	Unit	Remark	
Maximum Repetitive Peak Reverse Voltage	$V_{RRM}$	20	40	60	80	100	V		
Maximum RMS Voltage	$V_{RMS}$	14	28	42	56	70	V		
Maximum DC Blocking Voltage	$V_{DC}$	20	40	60	80	100	V		
Maximum Average Forward Rectified Current	$I_{F(AV)}$	1.0						A	
Peak Forward Surge Current	$I_{FSM}$	30						A	
Maximum Instantaneous Forward Voltage @ 1A	$V_F$	0.46		0.50		0.78	V		
Maximum DC Reverse Current at Rated DC Blocking Voltage	$I_R$	0.5			0.2		mA	Ta=25°C	
		20			10		mA	Ta=100°C	
Typical Thermal Resistance	$R_{th(j-a)}$	88					°C/W		
	$R_{th(j-l)}$	28							
Operation Junction Temperature Range	$T_J$	-55 to +150					°C		
Storage Temperature Range	$T_{STG}$	-55 to +150					°C		

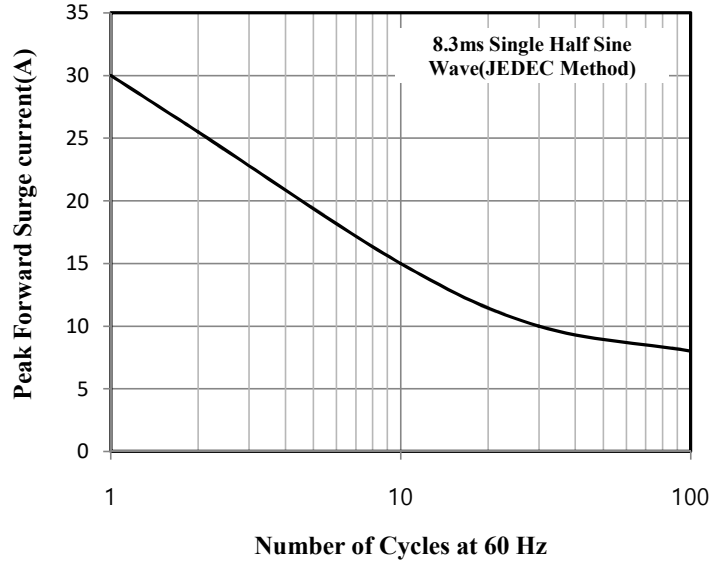


**Ratings and Characteristics Curves (Ta=25°C unless otherwise noted)**

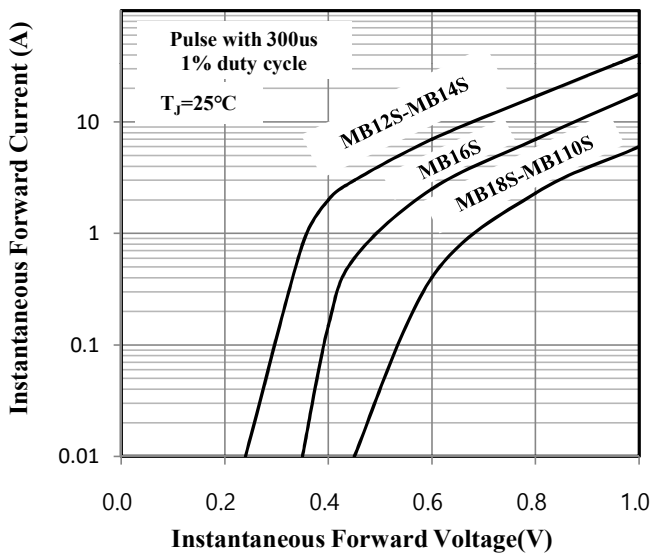
**Fig.1 Forward Current Derating Curve**



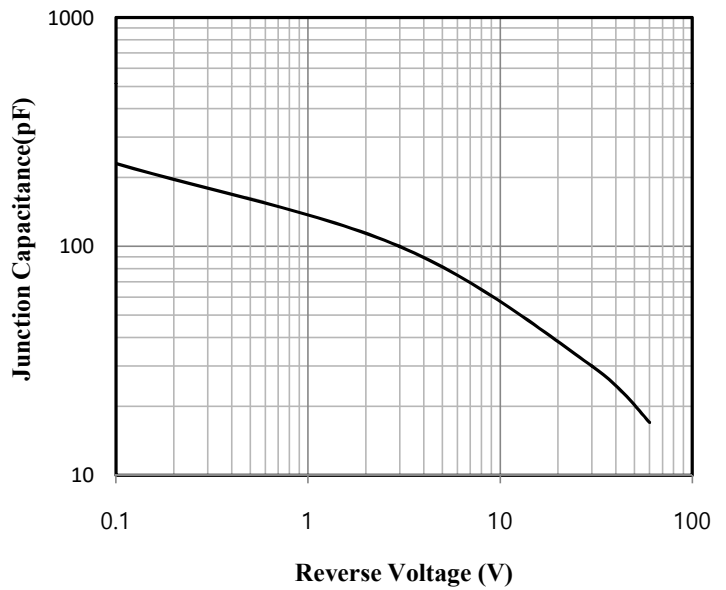
**Fig.2 Maximum Non-Repetitive Peak Forward Surge Current**



**Fig.3 Typical Instantaneous Forward Characteristics**



**Fig.4 Typical Junction Capacitance**



**Fig.5 Typical Reverse Characteristics**

